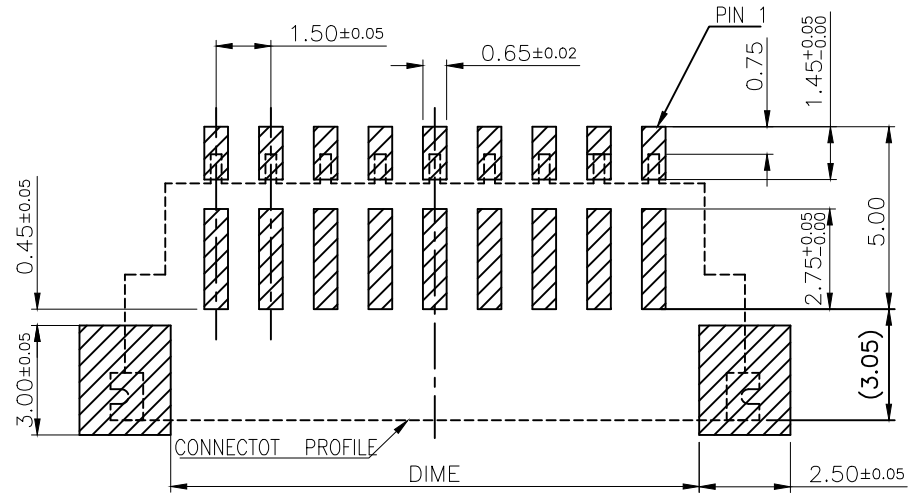
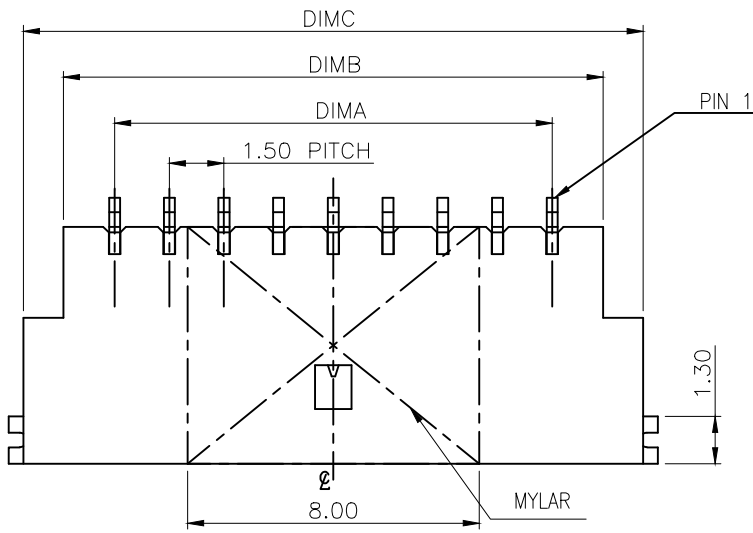
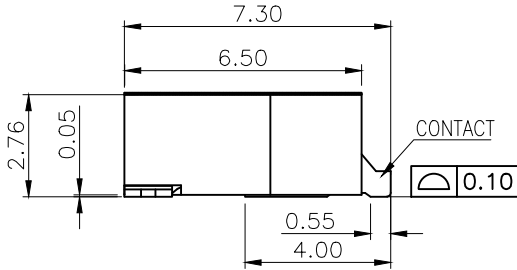
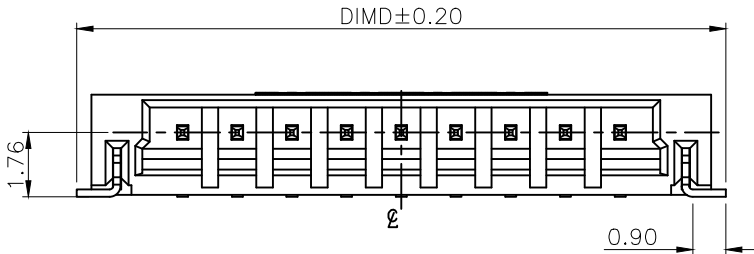




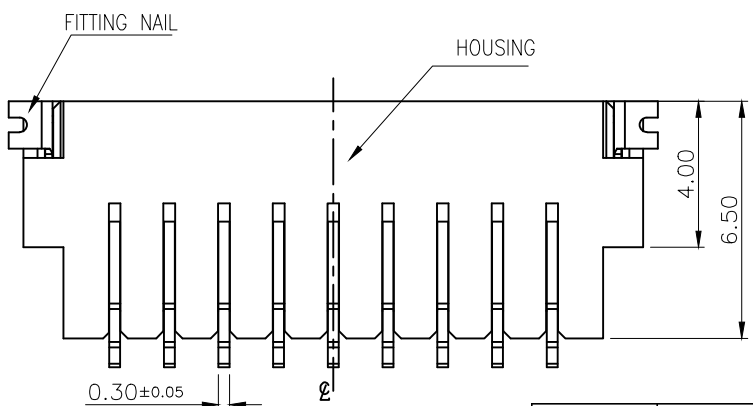
A B C D E F G H I J



RECOMMENDED PCB LAYOUT  
GENERAL TOLERANCE ±0.05



- NOTES:
- MATERIAL:
    - HOUSING: HALOGEN FREE PLASTIC, UL94V-0.
    - CONTACT: COPPER ALLOY
    - FITTING NAIL: COPPER ALLOY
  - FINISH:
    - CONTACT:
      - 50u"MIN NICKEL UNDER PLATING OVER ALL GOLD FLASH ON CONTACT AREA
      - 50u"MIN NICKEL UNDER PLATING OVER ALL GOLD 5u"MIN ON CONTACT AREA
      - 50u"MIN NICKEL UNDER PLATING OVER ALL GOLD 10u"MIN ON CONTACT AREA
    - SOLDER:
      - 50u"MIN NICKEL UNDER PLATING OVER ALL GOLD FLASH ON SOLDER AREA
    - FITTING NAIL:
      - 50u"MIN NICKEL UNDER PLATING OVER ALL 80u"MIN. MATT TIN ON SOLDER TAILS
  - REFLOW SOLDER CAPABLE TO 260°C PER ACES SPEC.
  - SPEC. PLS. REFER TO SPEC-51202-XXXX-XXX
  - PACKAGE PLS. REFER TO 51202-XXXX-XX-TRP
  - PART NUMBER



P/N LEGEND  
51202-XXX X X-XXX

NO OF CKT

XXX	COLOR	Halogen Free	PACKING NO
001	BLACK	HF	51202-XXXXCR-00
002	BLACK	HF	51202-XXXXCR-01

PLATING  
1:GOLD FLASH  
B:5u" GOLD ON CONTACT  
T:10u" GOLD ON CONTACT

PACKING  
0:TAPE & REEL  
4:TAPE & REEL WITH MYLAR

CKT	DIM A	DIM B	DIM C	DIM D	DIM E
004	4.50	7.30	9.50	10.30	7.00
006	7.50	10.30	12.50	13.30	10.00
009	12.00	14.80	17.00	17.80	14.50

QUALITY SYMBOLS MAJOR Ⓢ CRITICAL Ⓢ	DRAWN BY Huailin	DATE 22/02/21	
GENERAL TOLERANCES (UNLESS SPECIFIED)	CHECKED BY XUZHUYONG	DATE 22/02/21	
X. ±0.5 .X ±0.25 .XX ±0.15 .XXX ±0.1 ANGLES ±2°	APPROVED BY XUZHUYONG	DATE 22/02/21	TITLE 1.5mm WTB Wafer Conn. SMT R/A Type
	UNITS mm	SCALE 1:1	SIZE A4
	SHEET NO. 1 OF 1	REV E	R/FQ NO. N/A
			DWG NO. 51202-XXXX-XXX